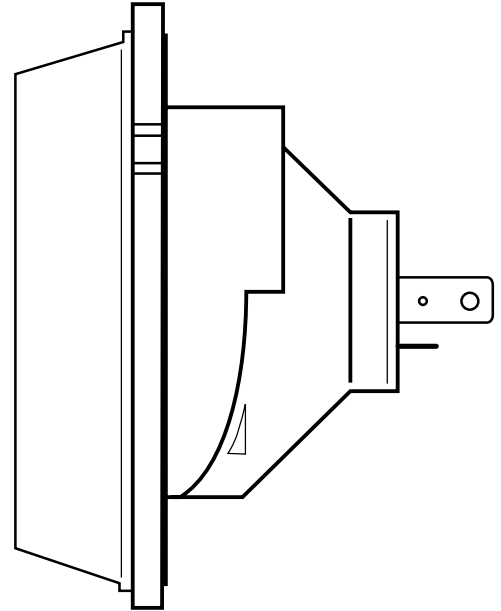


LED Lamps for Programmable View Modules

5.5 inch



Features, Benefits and Values

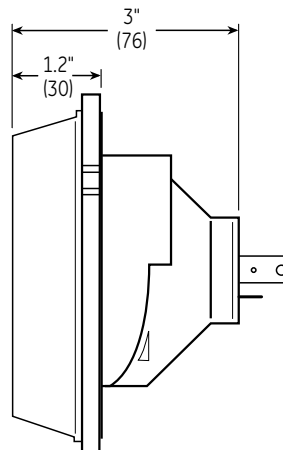
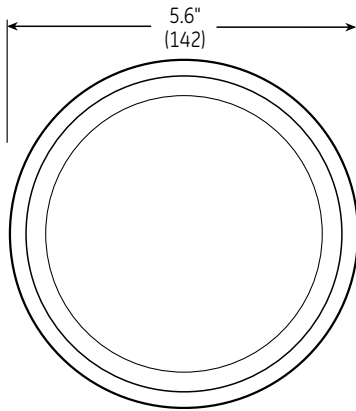
- High efficiency & long life LED light source
- Failure of single LED results in loss of light from only that LED
- Moisture and dust resistant
- Direct retrofit design
- Regulated power supply
- Conforms to Caltrans light intensity requirements



LED Lamps for Programmable View Modules

- 5.5 inch

Mechanical Outline Dimensions in inches. (mm) indicates metric equivalent



Design Compliance

Test Type	Compliance
Chromaticity	ITE VTCSH-STD Part 2
Moisture Resistance	NEMA STD 250 Type 4 - 1991
Mechanical Vibration	MIL-STD-883 Method 2007
Electronic Noise	FCC Title 47 Sec 15 Sub. B ¹
Transient Voltage Protection	ITE VTCSH-STD Part 2
Controller Compatibility	NEMA TS-2-1992

¹ Class A

Operating Specifications

Parameter	Rating
Operating Temperature Range	-40 to +74°C (-40 to +165°F)
Operating Voltage Range	80 to 135 V (60Hz AC)
Power Factor (PF)	> 90 %
Total Harmonic Distortion (THD)	< 20 %
Lens & Shell Material	UV Stabilized Polycarbonate

Note: To ensure full interoperability, the dimming option and its resistor must be disconnected before turning on the LED lamp.

Product Information

Model Number	AC Voltage	Power (W)	Wavelength (nm)	Maintained Intensity (Cd/m ²)
	Nominal	Nominal	Dominant	Minimum ²
● DR3-RCFB-01A	120V - 60 Hz	10	626	314
● DR3-YCFB-01A	120V - 60 Hz	14	589	314
● DR3-GCFB-01A	120V - 60 Hz	10	508	314

Standard product equipped with spade connectors.

² Test condition : T_a = 25°C

Distributed by:



GE Lighting Solutions • **1-888-MY-GE-LED** • www.gelightingsolutions.com
1 - 8 8 8 - 6 9 - 4 3 - 5 3 3

GE Lighting Solutions is a subsidiary of the General Electric Company. The GE brand and logo are trademarks of the General Electric Company.
© 2010 GE Lighting Solutions. Information provided is subject to change without notice. All values are design or typical values when measured under laboratory conditions.

TRAF020-R120110