

NEMA Traffic Cabinets

NEMA Cabinet Comparison

What, exactly, are cabinets?

Traffic control cabinets house the brains and intelligence of the signalized intersection. Traffic cabinets also provide the standardized component communications, configuration, and safeguards that ensure safer and more efficient intersections. It is also the critical and fundamental infrastructure component for Connected and Automated Vehicles and Smart Cities.

Why do agencies use them?





Traffic cabinets are smarter, providing new options for communications, reduced and alternative power sources, and support big data and analytics that will help cities, municipalities, and DOTs meet the traffic management needs well into the future.

How do they benefit the driving public?

Our traffic cabinets are designed with the agency in mind to meet their traffic management and ITS program needs now and the connected vehicle and smart city objectives of the future.





								
Cabinet	Super P44	36 in. G	49 in. M	60 in. M	55 in. P44	55 in. P38	77 in. R	67 in. O
Dimensions	57.25 in. H x 61 in. W x 28.65 in. D	40 in. H x 24.50 in. W x 17.25 in. D (OD)	49.00 in. H x 30.25 in. W x 16.88 in. D (OD)	60.00 in. H x 30.25 in. W x 16.88 in. D (OD)	55.00 in. H x 44.25 in. W x 26.00 in. D (OD)	55.00 in. H x 38.25 in. W x 26.00 in. D (OD)	76.75 in. H x 44.25 in. W x 26.00 in. D (OD)	67.00 in. H x 30.25 in. W x 24.75 in. D (OD)
Material	Aluminum 0.125 in.							
Finish	Natural, Powder Coat Paint, West Spray Paint, Custom Wrap							
Access	1-full size door or 2-full size doors (front and back of cabinet)							
Ventilation	Pleated media fiber filter in door 100 Cubic Feet per Minute (CFM) with thermostatic control							
Locking System	Three-point locking system with choice of locks							
Handles	Stainless steel with padlock feature							
Door Stops	Three-position locking stops on bottom of each door							
Detector Rack Assembly	Shelf-mount detector rack assembly							
Configuration	Four to eight vehicle phases, four pedestrian phases, and four overlaps (optional)							
Police Door	Signal on/off and flash/auto switches and auto/manuals with with police cord (optional)							
Lighting	Incandescent, Fluorescent or LED							
Shelf Drawer	Slide-out shelf/drawer storage unit (optional)							
Flasher	One slot for two-circuit flasher (optional second slot and flasher)							
Flash Transfer Relay	Receptacles for up to 6 flash transfer relays (optional 8 FTR's)							

